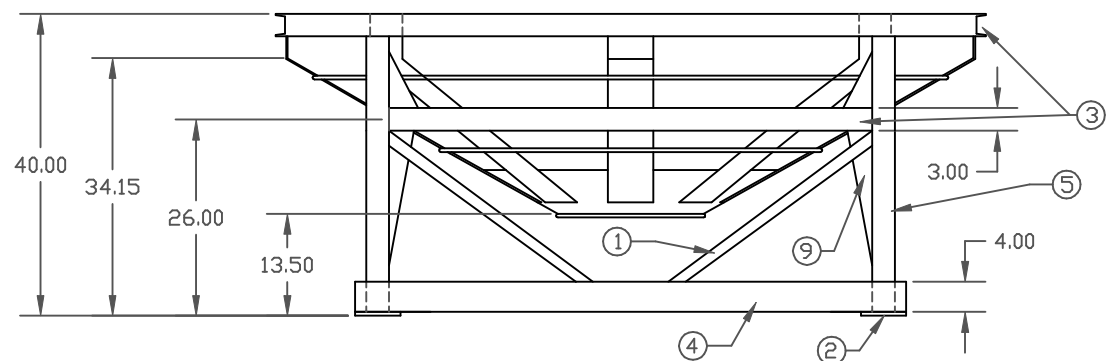
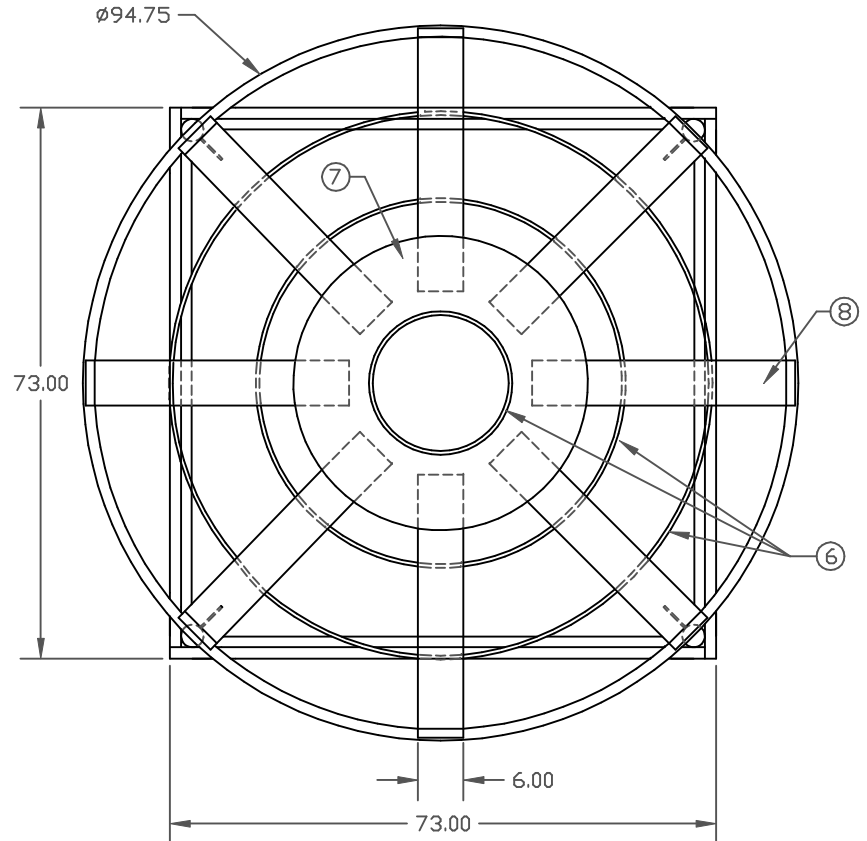
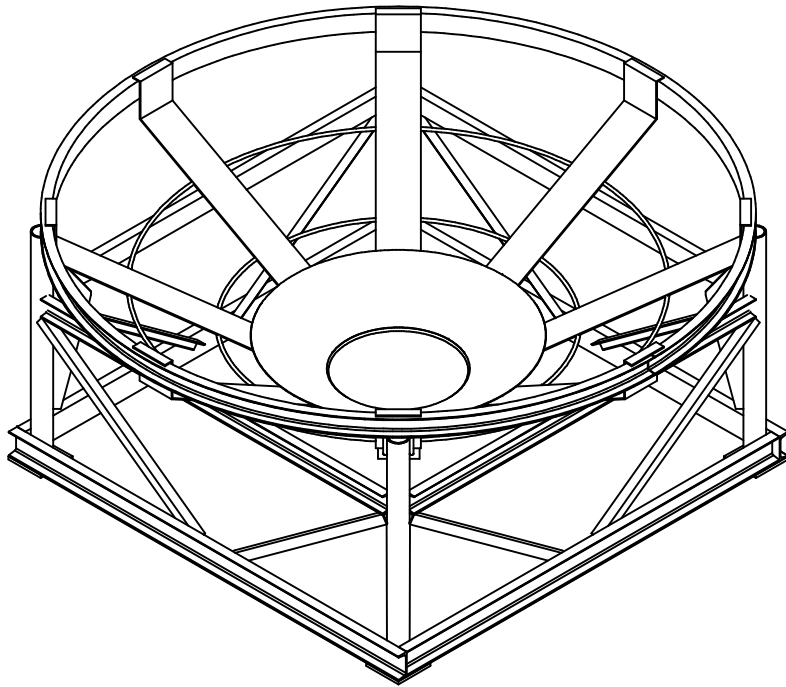


KEY	PART NUMBER	DESCRIPTION	QTY.
1	A01875X15000	3/16" X 1 1/2" STEEL ANGLE	310 IN, (8 @ 36, 4 @ 5.5)
2	B05000x60000	1/2" X 6" MILD STEEL FLAT	24 IN, (4 @ 6)
3	C03X4.1	3" MILD STEEL CHANNEL	562 IN
4	C04X5.4	4" MILD STEEL CHANNEL	285.5 IN
5	P25000	2 1/2" SIZE TUBING	146 IN, (4 @ 36.5)
6	R05000	1/2" MILD STEEL ROD	508 IN
7	S-14GA	14 GA MILD STEEL SHEET	2304 SI, (2 @ 24" X 48")
8	S-1875	3/16" MILD STEEL SHEET	2172 SI, (8 @ 6 X 45.25)
9	S-2500	1/4" MILD STEEL SHEET	480 SI, (4 @ 5 X 24)



REV	DESCRIPTION	DATE	APPRD
A	ISOLATED STAND, ADDED B.O.M.	6/6/06	NVE

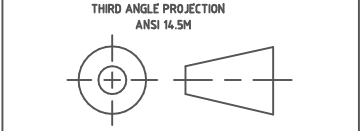
DRAWN / DATE
DHJ 3/30/06

APPRD. / DATE

MATERIAL
MILD STEEL

ALL DIMENSIONS ARE IN DECIMAL INCHES
TOLERANCES UNLESS OTHERWISE SPECIFIED

+ 1% @ 68° F



NOTES:

- STAND WEIGHT 640 LBS.
- BLACK POWDER COAT

CSI
ChemIndustrial Systems, Inc.
PO Box 500, Cedarburg, WI 53012
262-375-8570 • (Fax) 262-375-8559 • info@chemindustrial.com

SCALE N.S. PART NO.